


Rodent Prevention on Your Property



A Guide for Brookline
Property Owners and Tenants



Town of Brookline

Tips for This Guide

To use this guide:

- Follow the steps to find and control rats – or hire a good pest control company to do it.
- When you hire a pest control company, show them this guide and ask them to use it.
- Rats are a community problem. Show this guide to your neighbors, tenants or landlord.
- If you have questions or would like more copies, call the Rat Report Line (617-730-2308) or email ratreports@brooklinema.gov

Brookline Inspections

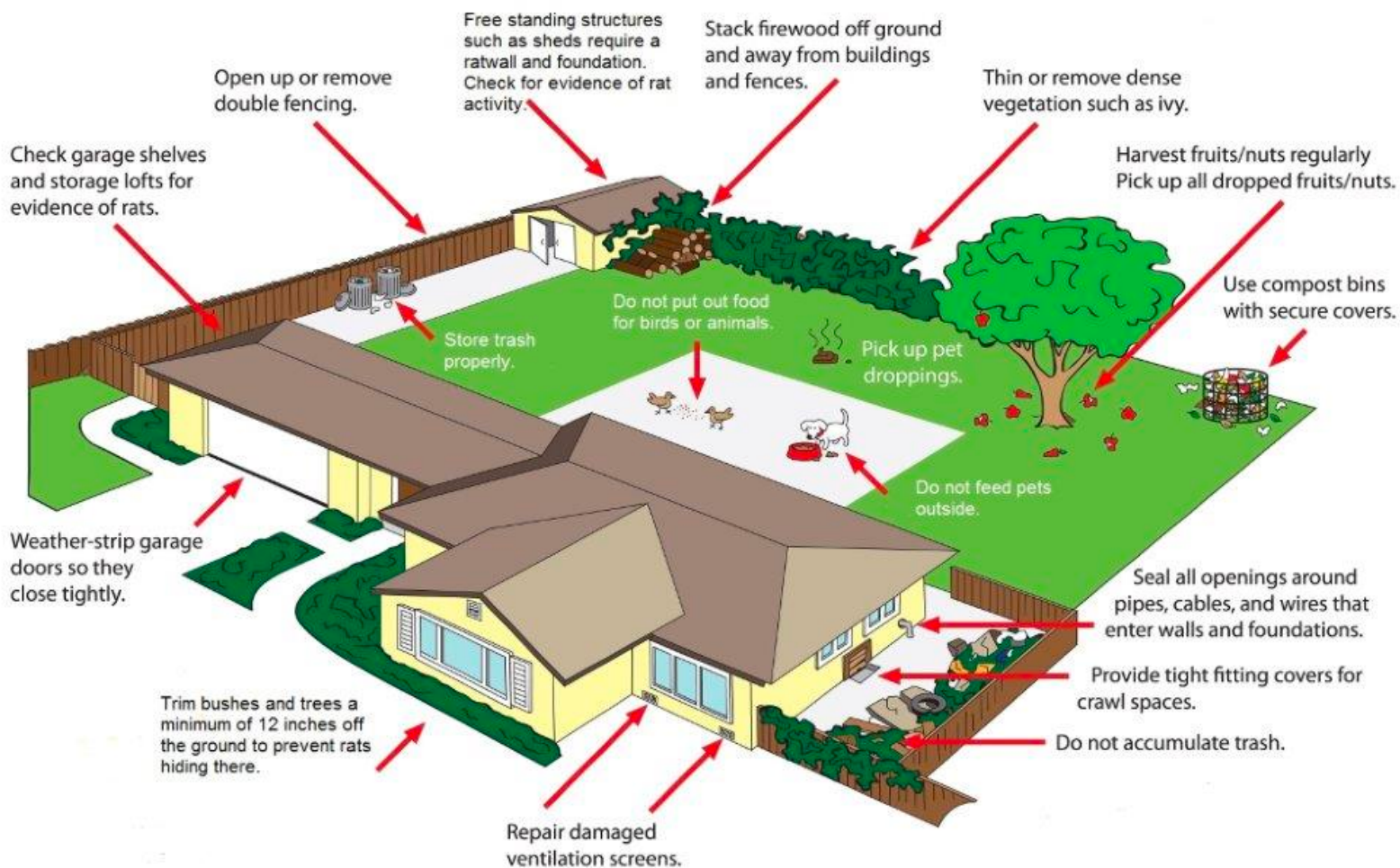
Rodent cases on privately owned properties are assigned to Health Department while public spaces, parks, and trash-related rodent activity is referred to the Department of Public Works. Inspectors conduct a comprehensive inspection to identify the source, scope, and specific location of the infestation. Location will be cited if they exhibit any of the following:

- Rat droppings
- Burrows
- Live rats
- Harborage conditions
- Trash overflow, excessive clutter, or dumpsters with openings large enough for rodent entry

Re-inspection occur seven business days after notification. Non-compliance will result in further enforceable actions. These actions include:

- Fines
 - First offense: \$50
 - Second offense: \$100
 - Third offense: \$150
- Closure of the business.
- A criminal complaint with the Brookline District Court (if non-compliance is ongoing after third offense).

Spotting & Controlling Rats



Evidence of rat activity to look for:

- 1-4 inch wide burrows - often near trees and bushes.
- Droppings - often accumulated around trashcans or dumpsters.
- Chew holes in dumpsters - often on lids.
- Gnaw marks on wood, outdoor furniture, trash barrels, etc.
- Rat "runways" on ground or walls. Rats tend to leave greasy worn down track marks along frequently used paths - heavily used at dusk and nighttime.

Preventing Rat Activity

1. Remove Clutter

Rats live, sleep, reproduce, nest, and thrive in piles of accumulated clutter. Avoid giving rats a permanent home by:

- Clearing out any/all debris pile up from your yard.
- Store any items away from walls and above ground.
- Remove and contain any trash and recycling from accessible areas.



2. Remove Tracks and Droppings

Rats can communicate with each other through their urine and droppings. Be sure to:

- Remove droppings.
- Wipe away any visible tracks by washing and bleaching the affected area.

3. Yard Maintenance

Rats like to burrow near shrubs, trees, and weeds. Don't give rats a home!

- Maintain yard and avoid vegetation overgrowth.
- Trim shrubs.
- Regularly pull weeds.
- Do not plant too close to building (6 inches in recommended).



4. Remove Food Sources

Even small amounts of food (<1 ounce) may attract rats.

- Do not place trash bags on ground.
- Make sure trashcan/dumpster lids shut properly and not have any openings.
- Make sure compost bins have proper lids.
 - Avoid leaving compost containers open.
- Store pet food indoors.
- All bird feeders should be placed in areas inaccessible to rodents.



5. Close Burrows

Prevent rodent re-entry by enclosing visible burrows.

- Fill in burrow hole with soil.
- Close/seal cracks in paved areas.



Engaging Pest Control

- Owners/agents should obtain the services of a licensed extermination company to carry out integrated pest management (IPM) techniques.
 - These companies are more likely to inspect, monitor and make recommendations and repairs.

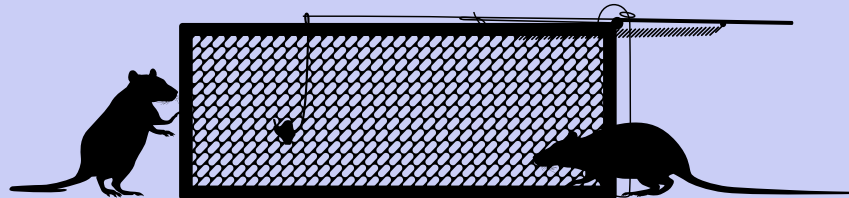
An **IPM** company should:

- Inspect your property before giving you a price quote.
- Give you a written inspection report and an action plan.
- Base quotes on inspection findings, not flat fees. The cheapest services are rarely the best.
- Make referrals for structural repair, if required.
- Visit often until the job is done.
- Put bait in tamper-resistant containers.
- Employ qualified, well-trained exterminators.
- Educate you on how to prevent rats.
- Work with you until rats are gone.



Rat Facts

- Rats typically live for one to two years at which time they can have six to twelve "pups" per litter, up to seven times a year.
- Multiple rat families may share a habitat.
- Their droppings are capsule shaped, about three quarters of an inch long.
- The Norway Rat (*Rattus Norvegicus*) is the most common rat in the North East Region.
- When garbage is easily accessible, rats will likely ignore bait.



Contact Us



(617) 730-2300



RATREPORTS@BROOKLINEMA.GOV



11 PIERCE STREET
BROOKLINE, MA 02445